




SPECIFICATIONS



Model Pisces 27
 Engine Type 4 cycle, fresh-water cooled, overhead valve, in-line
 Engine Performance
 Rated with Transmission, 55amp alternator & sea-water
 pump Governed Max. Continuous Output 27 h.p./2800 rpm
 Maximum Torque 51.6 ft./lb./2000 rpm (7.0 m-kg/2000 rpm)
 Number of Cylinders 2
 Firing Order 1-2
 Bore and Stroke 3.39 x 4.03 in. (86 x 102 mm)
 Piston Displacement 72.3 cu. in. (1184 cc)
 Compression Ratio 20:1
 Fuel Injection Pump Bosch type, in-line
 Fuel Amber No. 2
 Governor Mechanical, constant control all speeds
 Alternator 55 amp, 12 Volt
 Starter Motor 2.4 h.p. (1.8 kw), 12 Volt
 Lubrication Oil Capacity 3.5 Quarts, Series 3
 Coolant Capacity 5 Quarts, 50% Antifreeze
 Wet Weight (with oil and coolant)
 Without Transmission 439 lbs.
 With 2:1 Transmission 477 lbs.
 Maximum Inclination 15°
 Transmission 2:1 Reduction (Forward & Reverse)
 Propeller Rotation Right Hand Standard*



Model Pisces 40
 Engine Type 4 cycle, fresh-water cooled, overhead valve, in-line
 Engine Performance
 Rated with Transmission, 55amp alternator & sea-water
 pump Governed Max. Continuous Output 40 h.p./2800 rpm
 Maximum Torque 75.9 ft./lbs./2000 rpm (10.5m-kg/2000 rpm)
 Number of Cylinders 3
 Firing Order 1-3-2
 Bore and Stroke 3.39 x 4.02 in. (86 x 102mm)
 Piston Displacement 108.5 cu. in. (1777cc)
 Compression Ratio 20:1
 Fuel Injection Pump Bosch type, in-line
 Fuel Amber No. 2
 Governor Mechanical, constant control all speeds
 Alternator 55 amp, 12 Volt
 Starter Motor 2.4 h.p. (1.8 kw), 12 Volt
 Lubrication Oil Capacity 5 Quarts, Series 3
 Coolant Capacity 7 Quarts, 50% Antifreeze
 Wet Weight (with oil and coolant)
 Without Transmission 549 lbs.
 With 2:1 Transmission 591 lbs.
 Maximum Inclination 15°
 Transmission 2:1 Reduction (Forward & Reverse)
 Propeller Rotation Right Hand Standard*



Model Pisces 60
 Engine Type 4 cycle, fresh-water cooled, overhead valve, in-line
 Engine Performance
 Rated with Transmission, 55amp alternator & sea-water
 pump Governed Max. Continuous Output 60 h.p./3000 rpm
 Maximum Torque 98.3 ft./lb./2000 rpm (13.6m-kg/2000 rpm)
 Number of Cylinders 4
 Firing Order 1-3-4-2
 Bore and Stroke 3.39 x 4.02 in. (86 x 102mm)
 Piston Displacement 144.2 cu. in. (2369cc)
 Compression Ratio 20:1
 Fuel Injection Pump Bosch type, in-line
 Fuel Amber No. 2
 Governor Mechanical, constant control all speeds
 Alternator 55 amp, 12 Volt
 Starter Motor 3.0 h.p. (2.2 kw), 12 Volt
 Lubrication Oil Capacity 5.8 Quarts, Series 3
 Coolant Capacity 8 Quarts, 50% Antifreeze
 Wet Weight (with oil and coolant)
 Without Transmission 563 lbs.
 With 2:1 Transmission 605 lbs.
 Maximum Inclination 15°
 Transmission 2:1 Reduction (Forward & Reverse)
 Propeller Rotation Right Hand Standard*

*Varies with Transmission Option